



Dimers of pyrrolo-annelated indenofluorene-extended tetrathiafulvalenes – large multiredox systems

Broløs, Line; Nielsen, Mogens Brøndsted

Published in:
RSC Advances

DOI:
[10.1039/D0RA02787A](https://doi.org/10.1039/D0RA02787A)

Publication date:
2020

Document version
Publisher's PDF, also known as Version of record

Document license:
[CC BY](#)

Citation for published version (APA):
Broløs, L., & Nielsen, M. B. (2020). Dimers of pyrrolo-annelated indenofluorene-extended tetrathiafulvalenes – large multiredox systems. *RSC Advances*, 10(26), 15030-15033. <https://doi.org/10.1039/D0RA02787A>


 Cite this: *RSC Adv.*, 2020, **10**, 15030

Received 3rd March 2020

Accepted 31st March 2020

DOI: 10.1039/d0ra02787a

rsc.li/rsc-advances

Dimers of pyrrolo-annelated indenofluorene-extended tetrathiafulvalenes – large multiredox systems†

 Line Broløs and Mogens Brøndsted Nielsen *

Novel scaffolds of indenofluorene (IF)-extended tetrathiafulvalenes (TTF) were synthesized starting from a new pyrrolo-annelated IF-TTF monomer. Rigid *para*- and *meta*-phenylene linked dimers were obtained *via* *N*-arylation reactions of the monomer, and their optical and redox properties were elucidated by UV-Vis absorption spectroscopy and cyclic and differential pulse voltammetries.

Tetrathiafulvalene (TTF) is a redox-active unit that reversibly undergoes two sequential one-electron oxidations, forming first a radical cation (TTF^{•+}) and subsequently a dication (TTF²⁺) containing two aromatic 1,3-dithiolium rings, and it is due to these redox properties that it is an attractive unit for materials and supramolecular chemistries.¹

Extension of the conjugated system, leading to so-called extended TTFs, has successfully been used as a tool to finely tune the redox properties and geometries of the various redox states.² For example, introduction of an indeno[1,2-*b*]fluorene (IF) core³ has provided indenofluorene-extended TTFs of the general structure IF-TTF shown in Fig. 1. X-Ray crystallographic and computational studies reveal that all three redox states (0, +1, +2), generated in sequential and reversible steps, take a fully planar structure, and spectroelectrochemical studies have shown that the individual redox states exhibit significantly redshifted absorptions relative to those of TTF, TTF^{•+}, and TTF²⁺, respectively.²

Recently, we developed synthetic protocols for linking together two IF-TTF units *via* anchoring at a peripheral position of each dithiafulvene unit.⁴ Such dimers unfortunately exist as unseparable mixtures of *cis* and *trans* isomers (*cf.*, the disubstituted TTFs shown in Fig. 1), and to avoid this problem of isomerism we decided to develop a synthetic protocol for fusing a pyrrole unit to one of the dithiole rings of IF-TTF as in target molecule **1** shown in Fig. 2. Indeed, the related mono-pyrrolo-annelated TTF (MP-TTF, Fig. 1) and bis-pyrrolo-annelated TTF have proven important as versatile π -donor building blocks in macromolecular and supramolecular chemistry.⁵

Dimerization of two units **1** *via* its nitrogen atom and a suitable linker would prevent formation of isomers. As linkers we decided to explore rigid phenylene units as in target

molecules **2** (*para*-phenylene bridge) and **3** (*meta*-phenylene bridge) shown in Fig. 2. Previously prepared *cis/trans* isomeric IF-TTF dimers had flexible linkers and showed intramolecular associations upon oxidation,⁴ which would be prevented by these rigid linkers. Moreover, intermolecular interactions are to a large extent prevented by the peripheral *tert*-butyl substituents that were chosen as substituent groups to enhance solubility of the dimers.

Synthesis of **1** proceeds according to Scheme 1, employing the known diketone **4**,⁴ the *N*-tosyl-protected pyrrolo-annelated 1,3-dithiole-2-thione **I**^{5a} and the phosphonate ester **II**^{3b} as precursors. A phosphite-mediated coupling between **4** and **I** was carried out to give mono-olefinated product **5** in a yield of 61%. This compound was next subjected to a Horner–Wadsworth–Emmons olefination with compound **II**, deprotonated by sodium hexamethyldisilazide (NaHMDS), providing the tosyl-protected mono-pyrrolo IF-TTF **6** in good yield (76%). This compound was subsequently deprotected using NaOMe to give in almost quantitative yield the monopyrrolo IF-TTF **1** with a pyrrole N–H unit available for further reactions.

With monomer **1** in hand, *N*-arylation reactions with 1,4- and 1,3-diiodobenzene, catalyzed by an excess of CuI and (\pm)-1,2-*trans*-diaminocyclohexane, were conducted in THF at reflux

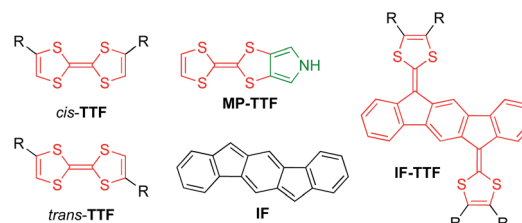


Fig. 1 Structures of *cis/trans*-isomeric TTFs, mono-pyrrolo-TTF (MP-TTF), indenofluorene (IF) and an indenofluorene-extended TTF (IF-TTF).

Department of Chemistry, University of Copenhagen, Universitetsparken 5, DK-2100 Copenhagen Ø, Denmark. E-mail: mbn@chem.ku.dk

† Electronic supplementary information (ESI) available: Synthetic protocols, NMR and UV-Vis absorption spectra. See DOI: 10.1039/d0ra02787a



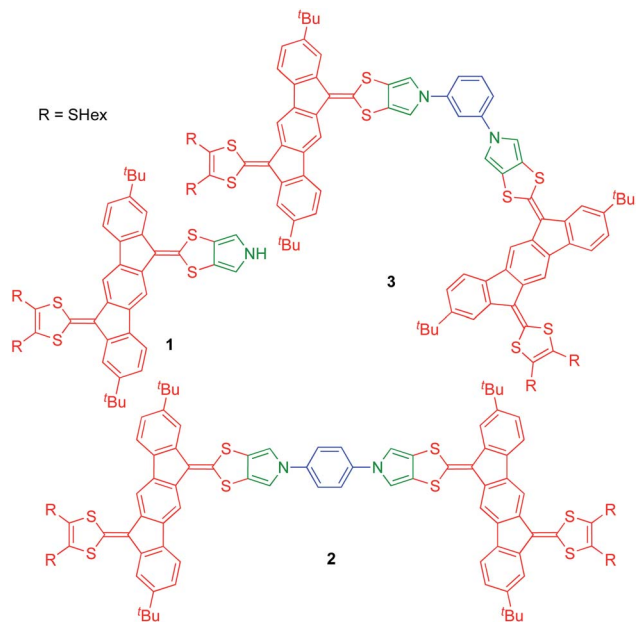
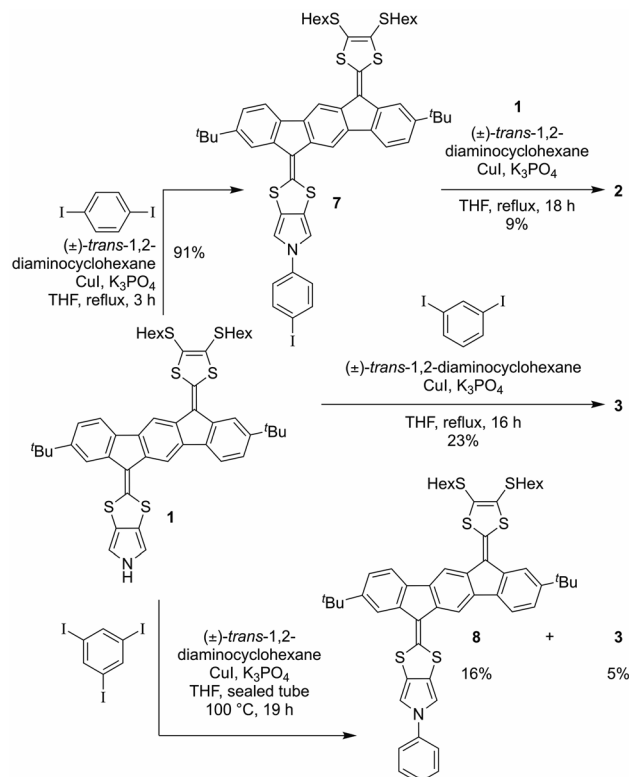


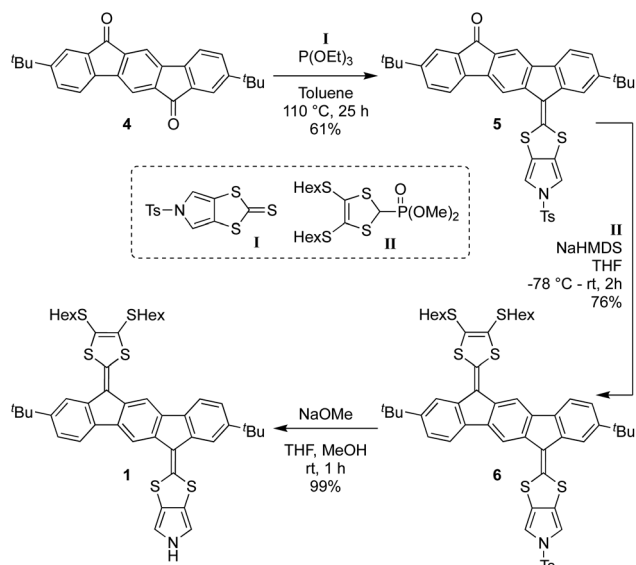
Fig. 2 New pyrrolo-annulated IF-TTF mono- and dimers.

(Scheme 2). This procedure, previously applied for *N*-arylation of pyrrolo-annulated TTFs,⁶ yielded dimers **2** and **3**, respectively. The procedure worked best for 1,3-diiodobenzene. For the arylation reaction with 1,4-diiodobenzene it was observed that the first arylation progressed rather willingly, as the mono-arylated product **7** could be isolated in 91% yield after only 3 hours. Only when compound **7** was subjected to significantly longer reaction time, however, formation of dimer **2** was observed, and the compound was isolated in 9% yield after 18 hours of reaction time. This result indicates that the substitution of an iodide on the benzene ring with one IF-TTF unit, in the *para* position,



Scheme 2 Synthesis of dimers **2** and **3**, and of mono-arylated species **7** and **8**.

decreases the reactivity of the second iodide significantly, possibly due to the strongly electron-donating character of the pyrrolo-TTF. Albeit inconvenient in the current work, it could be a potential advantage for stepwise construction of unsymmetrical scaffolds. For the corresponding reaction with 1,3-diiodobenzene smooth formation of the dimer **3** was observed, and this product was isolated in 23% after 16 hours, while no mono-arylated intermediate could be isolated.



Scheme 1 Synthesis of monomer **1** by stepwise olefination reactions. NaHMDS = sodium hexamethyldisilazide.

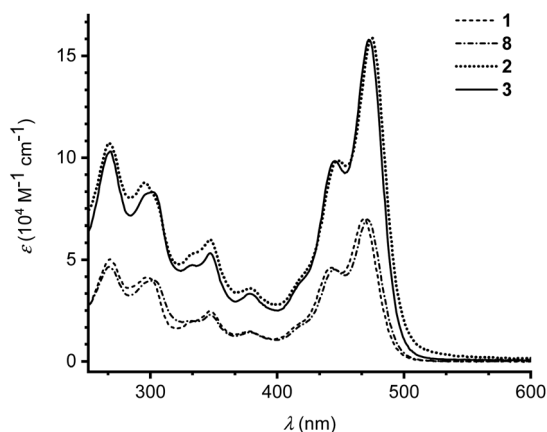


Fig. 3 UV-Vis absorption spectra of monomer **1** (dashed line), monomer **8** (dot dash dot) and dimers **2** (dotted line) and **3** (full line) in CH_2Cl_2 at 25 °C.



Table 1 Absorption maxima (λ_{max}) and extinction coefficients (ϵ) in CH_2Cl_2 at 25 °C, and oxidation potentials (from DPV) E_{ox} vs. Fc/Fc^+ in 1 : 1 $\text{CH}_2\text{Cl}_2/\text{C}_6\text{H}_5\text{Cl}$, for compounds **1**, **2**, **3** and **8**

Compound	$\lambda_{\text{max}}/\text{nm}$ ($\epsilon/10^4 \text{ M}^{-1} \text{ cm}^{-1}$)	E_{ox} (V vs. Fc/Fc^+)
1	468 (6.99), 443 (4.61), 378 (1.47), 348 (2.46), 298 (4.13), 267 (5.00)	+0.18 (1e), +0.36 (1e)
2	475 (15.9), 448 (9.88), 379 (3.59), 347 (5.98), 295 (8.78), 267 (10.7)	+0.11 (1e), +0.44 (2e)
3	472 (15.8), 445 (9.84), 379 (3.32), 347 (5.32), 302 (8.31), 269 (10.3)	+0.14 (1e), +0.20 (1e), +0.41 (2e)
8	471 (6.97), 444 (4.52), 381 (1.41), 347 (2.29), 302 (3.98), 268 (4.65)	+0.22 (1e), +0.33 (1e)

Synthesis of a trimer consisting of three **IF-TTF** units around one central benzene ring was also attempted by coupling of monomer **1** and 1,3,5-triiodobenzene. However, when employing the conditions proven successful for synthesis of the dimers, no reaction was observed; instead, 86% of the starting material was re-isolated. Nevertheless, when conducting the reaction in a sealed vial and heating to 100 °C, full conversion of monomer **1** was observed. However, the isolated products were mono-arylated monomer **8** and previously isolated dimer **3**, and not the desired trimer. This result signals again that the reactivity of the iodides in the arylation reaction decreases upon introduction of **IF-TTF** units. Upon elevated pressure, as applied in the attempt to achieve the desired trimer, a competing reaction by which the iodides are substituted for hydrogen atoms is observed to exceed the arylation reaction. The mono-arylated compound **8** was used as a reference compound in subsequent studies of the synthesized dimers.

The photophysical properties of monomers **1** and **8** as well as dimers **2** and **3** were investigated by UV-Vis absorption spectroscopy in CH_2Cl_2 at 25 °C (Fig. 3). Absorption maxima and extinction coefficients are listed in Table 1. The longest-wavelength absorption maximum of **1** (468 nm) is close to that of the related **IF-TTF** with four peripheral SET substituents (473 nm; R = SET in Scheme 1).^{3a} Expansion of the π -system with a benzene ring (compound **8**) had little effect on the longest-wavelength absorption maximum (471 nm). Linking the monomeric units by phenylene linkers, dimers **2** and **3**, did not change the longest-wavelength absorption maxima significantly either, but the intensity of the absorption was expectedly doubled (or slightly more than doubled).

Electrochemical studies of the synthesized compounds were conducted in 1 : 1 mixture of $\text{CH}_2\text{Cl}_2/\text{C}_6\text{H}_5\text{Cl}$ containing 0.1 M NBu_4PF_6 as supporting electrolyte, and the cyclic voltammograms (CVs) and differential pulse voltammograms (DPVs) are shown in Fig. 4. Chlorobenzene was needed as co-solvent due to limited solubility of the dimers in neat CH_2Cl_2 . Oxidation potentials are listed in Table 1 (taken from the DPVs), referenced against the ferrocene/ferrocenium (Fc/Fc^+) redox couple (recorded in a separate experiment). For monomer **1** two reversible, one-electron oxidations were observed, at +0.18 and +0.36 V vs. Fc/Fc^+ , forming the radical cation and the dication, respectively. Similarly, monomer **8** was found to undergo two reversible one-electron oxidations at +0.22 and +0.33 V vs. Fc/Fc^+ . For dimer **3** two reversible, one-electron oxidations were observed, at +0.14 and +0.20 V vs. Fc/Fc^+ , forming the radical cation and the dication, respectively, followed by a reversible

two-electron oxidation, at 0.41 V vs. Fc/Fc^+ , forming the tetracation. The electrochemistry of dimer **2** is, however, more complicated. It exhibits a reversible one-electron oxidation at +0.11 V vs. Fc/Fc^+ , hence at lower potential than for dimer **3** in accordance to the large linearly conjugated system provided by a *para*-phenylene bridge. The second oxidation seemed, however, to occur over a very broad potential range. As known from literature,⁷ the isolated 1,4-di(*N*-pyrrolyl)benzene unit itself undergoes an irreversible oxidation, and in the case of dimer **2** it seems that the redox properties are affected significantly by this structural unit of the molecule; dimer **2** thereby acts less like a 'classical' extended **TTF**. The CV may as well be complicated by intermolecular interactions despite the bulky *tert*-butyl groups present on the **IF** cores. A reversible two-electron oxidation, possibly due to formation of the tetracation or higher oxidation states, is observed at +0.44 V vs. Fc/Fc^+ , indicating that while the second oxidation wave is significantly broadened the reversibility is intact.

In conclusion, we have developed a convenient synthetic procedure to obtain the first pyrrolo-annulated **IF**-extended **TTF** that was successfully dimerized by *N*-arylation reactions. The resulting rigid dimers present new interesting multiredox systems to be explored further in future work. The possibility to perform functionalization at the α -carbon atoms of the pyrrole

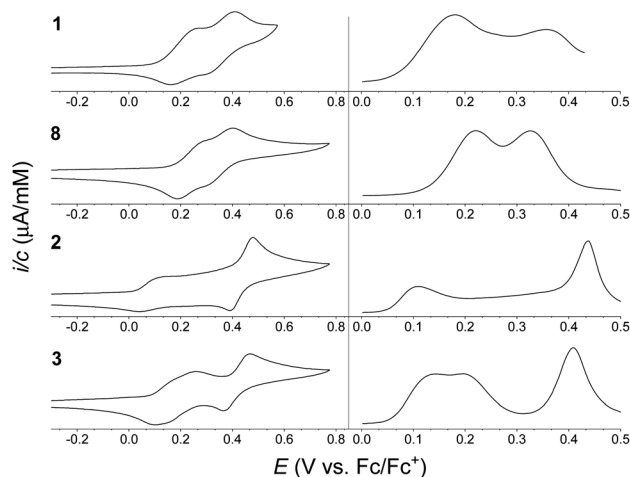


Fig. 4 Cyclic voltammograms (CVs) (left) and differential pulse voltammograms (DPVs) (right) of (from the top) **1** (0.38 mM), **8** (0.38 mM), **2** (0.37 mM) and **3** (0.43 mM); potentials vs. Fc/Fc^+ (solvent: 1 : 1 $\text{CH}_2\text{Cl}_2/\text{C}_6\text{H}_5\text{Cl}$; supporting electrolyte: 0.1 M NBu_4PF_6 ; scan rate: 0.1 V s^{-1}). Oxidation potentials listed in Table 1 are based on DPVs.



unit of these new scaffolds will also be interesting to pursue, taking advantage of the elaborate chemistry that has been developed for the parent mono- and bis-pyrrolo-annelated TTFs.⁵

Conflicts of interest

There are no conflicts to declare.

Acknowledgements

We thank Prof. Emeritus Ole Hammerich for fruitful discussions regarding the electrochemical studies.

Notes and references

- (a) M. B. Nielsen, C. Lomholt and J. Becher, *Chem. Soc. Rev.*, 2000, **29**, 153; (b) P. Batail, Special issue on Molecular Conductors, *Chem. Rev.*, 2004, **104**, 4887; (c) M. Mas-Torrent and C. Rovira, *J. Mater. Chem.*, 2006, **16**, 433; (d) D. Canevet, M. Sallé, G. Zhang, D. Zhang and D. Zhu, *Chem. Commun.*, 2009, 2245; (e) M. Hasegawa and M. Iyoda, *Chem. Soc. Rev.*, 2010, **39**, 2420; (f) H. Kobayashi, A. Kobayashi and H. Tajima, *Chem.-Asian J.*, 2011, **6**, 1688; (g) N. Martín, *Chem. Commun.*, 2013, **49**, 7025; (h) P. J. Skabara and M. Sallé, Tetrathiafulvalene chemistry, *Beilstein J. Org. Chem.*, 2015, **11**, 1528; (i) J. J. Bergkamp, S. Decurtins and S.-X. Liu, *Chem. Soc. Rev.*, 2015, **44**, 863; (j) V. A. Azov, *Tetrahedron Lett.*, 2016, **57**, 5416; (k) A. Jana, M. Ishida, J. S. Park, S. Bähring, J. O. Jeppesen and J. L. Sessler, *Chem. Rev.*, 2017, **117**, 2641; (l) H. Yamada, M. Yamashita, H. Hayashi, M. Suzuki and N. Aratani, *Chem.-Eur. J.*, 2018, **24**, 18601; (m) H. V. Schröder and C. A. Schalley, *Beilstein J. Org. Chem.*, 2018, **14**, 2163.
- (a) J. Roncali, *J. Mater. Chem.*, 1997, **7**, 2307; (b) A. Gorgues, P. Hudhomme and M. Sallé, *Chem. Rev.*, 2004, **104**, 5151; (c) P. Frère and P. J. Skabara, *Chem. Soc. Rev.*, 2005, **34**, 69; (d) M. B. Nielsen and O. Hammerich, *J. Mater. Chem. C*, 2019, **7**, 2809.
- (a) M. A. Christensen, C. R. Parker, T. J. Sørensen, S. de Graaf, T. J. Morsing, T. Brock-Nannestad, J. Bendix, M. M. Haley, P. Rapta, A. Danilov, S. Kubatkin, O. Hammerich and M. B. Nielsen, *J. Mater. Chem. C*, 2014, **2**, 10428; (b) M. Mansø, M. Koole, M. Mulder, I. J. Olavarria-Contreras, C. L. Andersen, M. Jevric, S. L. Broman, A. Kadziola, O. Hammerich, H. S. J. van der Zant and M. B. Nielsen, *J. Org. Chem.*, 2016, **81**, 8406; (c) J. F. Petersen, C. K. Frederickson, J. L. Marshall, G. E. Rudebusch, L. N. Zakharov, O. Hammerich, M. M. Haley and M. B. Nielsen, *Chem.-Eur. J.*, 2017, **23**, 13120.
- L. Broløs, M. D. Kilde, O. Hammerich and M. B. Nielsen, *J. Org. Chem.*, 2020, **85**, 3277–3286.
- (a) J. O. Jeppesen, K. Takimiya, F. Jensen and J. Becher, *Org. Lett.*, 1999, **1**, 1291; (b) C. P. Collier, J. O. Jeppesen, Y. Luo, J. Perkins, E. W. Wong, J. R. Heath and J. F. Stoddart, *J. Am. Chem. Soc.*, 2001, **123**, 12632; (c) J. O. Jeppesen and J. Becher, *Eur. J. Org. Chem.*, 2003, 3245; (d) L. J. O'Driscoll, S. S. Andersen, M. V. Solano, D. Bendixen, M. Jensen, T. Duedal, J. Lycoops, C. van der Pol, R. E. Sørensen, K. R. Larsen, K. Myntman, C. Henriksen, S. W. Hansen and J. O. Jeppesen, *Beilstein J. Org. Chem.*, 2015, **11**, 1112; (e) A. Jana, S. Bähring, M. Ishida, S. Goeb, D. Canevet, M. Sallé, J. O. Jeppesen and J. L. Sessler, *Chem. Soc. Rev.*, 2018, **47**, 5614.
- (a) Y. Salinas, M. V. Solano, R. E. Sørensen, K. R. Larsen, J. Lycoops, J. O. Jeppesen, R. Martínez-Mañez, F. Sancenón, M. D. Marcos, P. Amorós and C. Guillem, *Chem.-Eur. J.*, 2014, **20**, 855; (b) M. V. Solano, E. A. Della Pia, M. Jevric, C. Schubert, X. Wang, C. van der Pol, A. Kadziola, K. Nørgaard, D. M. Guldi, M. B. Nielsen and J. O. Jeppesen, *Chem.-Eur. J.*, 2014, **20**, 9918.
- P. E. Just, K. I. Chane-Ching, J. C. Lacroix and P. C. Lacaze, *J. Electroanal. Chem.*, 1999, **479**, 3.

